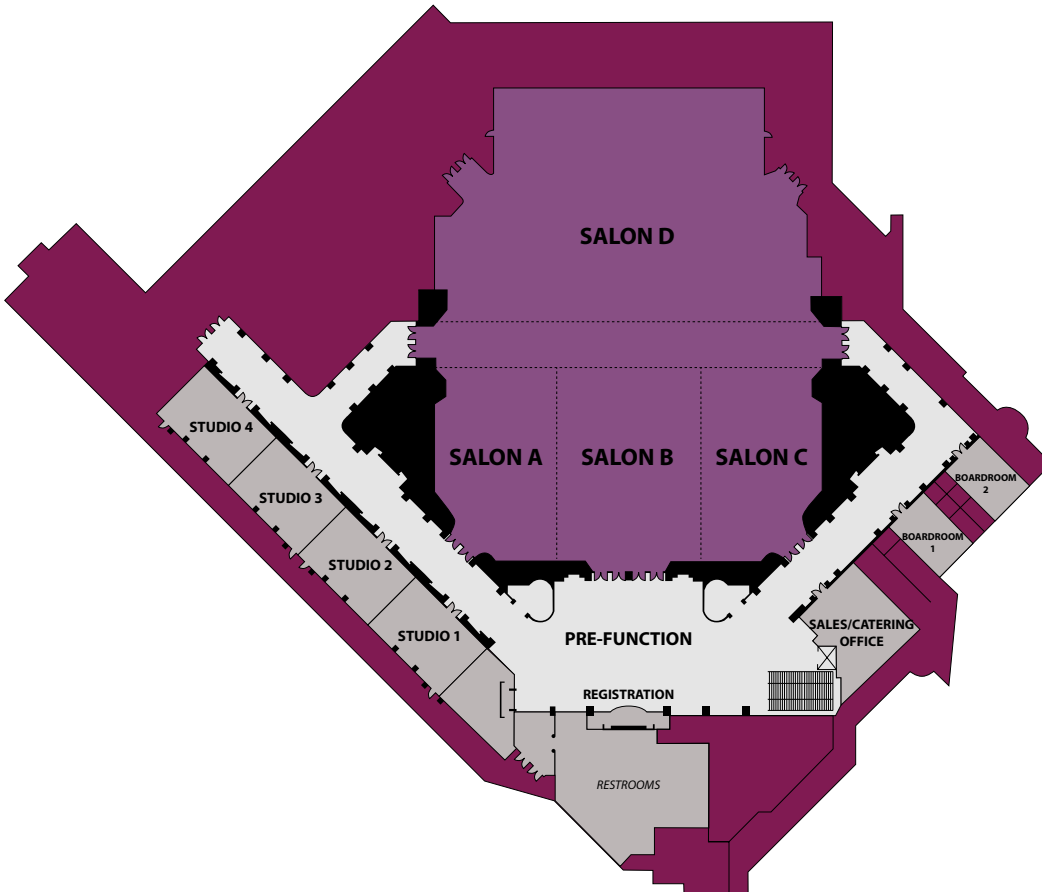


Meeting Rooms & Boardrooms

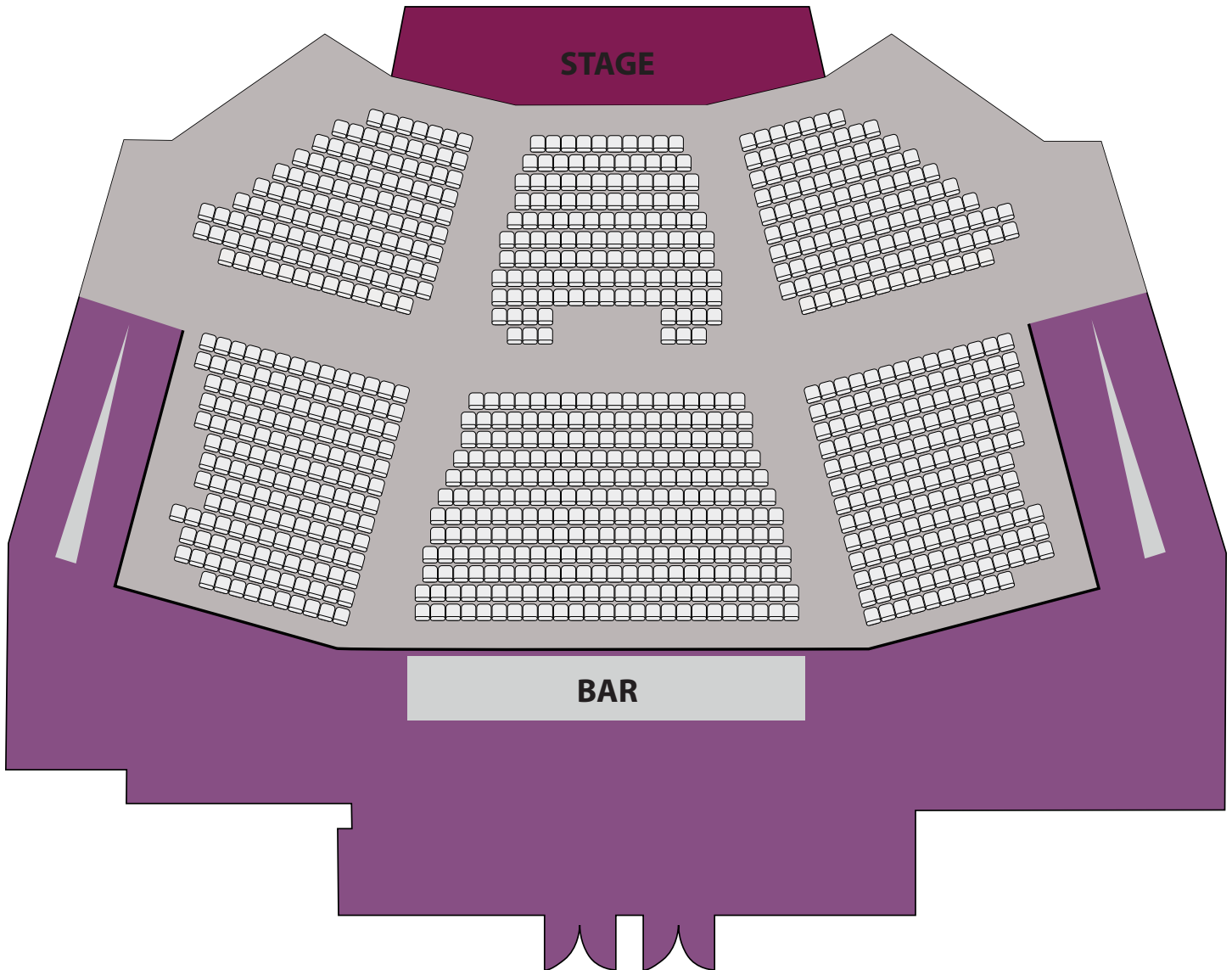


CAPACITIES & DIMENSIONS

| CAPACITIES | Theater | Classroom | Conference | Hollow Square | U-Shape | Reception* | Banquet Rounds |
|-----------------------|----------------|------------------|-------------------|----------------------|----------------|-------------------|-----------------------|
| Events Center | 3,200 | 1,800 | N/A | N/A | N/A | 3,500 | 1,700 |
| Borgata Ballroom | 3,200 | 1,800 | N/A | N/A | N/A | 3,500 | 1,700 |
| Salon D (w/ stage) | 1,400 | 800 | N/A | N/A | N/A | 1,500 | 800 |
| Salon D (w/out stage) | 1,700 | 900 | N/A | N/A | N/A | 1,925 | 920 |
| Grand Salon A+B+C | 1,400 | 750 | N/A | N/A | N/A | 1,800 | 700 |
| Salon A+B or B+C | 700 | 500 | N/A | N/A | N/A | 1,200 | 500 |
| Salon A or C | 450 | 250 | N/A | 100 | 85 | 615 | 250 |
| Salon B | 400 | 270 | N/A | 100 | 85 | 572 | 250 |
| Studio 1 | 100 | 65 | 30 | 50 | 40 | 100 | 60 |
| Studio 2 | 100 | 65 | 30 | 50 | 40 | 100 | 60 |
| Studio 3 | 100 | 65 | 30 | 50 | 40 | 100 | 60 |
| Studio 4 | 100 | 65 | 30 | 50 | 40 | 100 | 60 |
| Tower Studios 1-8 | 25 | 18 | 12 | N/A | N/A | 25 | 10 |
| Boardroom 1 | N/A | N/A | 16 | N/A | N/A | N/A | N/A |
| Boardroom 2 | N/A | N/A | 16 | N/A | N/A | N/A | N/A |

| DIMENSIONS | Sq. Feet | Sq. Meters | Dimensions (L x W) | Ceiling Height | Remarks |
|-----------------------|-----------------|-------------------|---------------------------|-----------------------|--------------------|
| Events Center | 29,398 | 2,734 | 194'x151' | 30' | w/ seating unit |
| Borgata Ballroom | 26,343 | 2,450 | 174'x151' | 30' | w/out seating unit |
| Salon D (w/ stage) | 11,800 | 1,097 | 78'x151' | 30' | w/ seating unit |
| Salon D (w/out stage) | 13,495 | 1,255 | 89'x151' | 30' | w/out seating unit |
| Grand Salon A+B+C | 12,629 | 1,174 | 83'x152' | 30' | N/A |
| Salon A+B or B+C | 8,319 | 774 | 83'x100' | 30' | N/A |
| Salon A or C | 4,310 | 401 | 83'x52' | 30' | N/A |
| Salon B | 4,009 | 373 | 83'x48' | 30' | N/A |
| Studio 1 | 1,260 | 117 | 43'x29' | 12'-0" - 13'-6" | N/A |
| Studio 2 | 1,216 | 113 | 42'x29' | 12'-0" - 13'-6" | N/A |
| Studio 3 | 1,216 | 113 | 42'x29' | 12'-0" - 13'-6" | N/A |
| Studio 4 | 1,245 | 116 | 43'x29' | 12'-0" - 13'-6" | N/A |
| Tower Studios 1 - 8 | 600 | - | 29'x21' | 8' | N/A |
| Boardroom 1 | 630 | 59 | 31'x20' | 10'-0" - 12'-6" | N/A |
| Boardroom 2 | 600 | 56 | 31'x19.5' | 10'-0" - 12'-6" | N/A |

Theatre

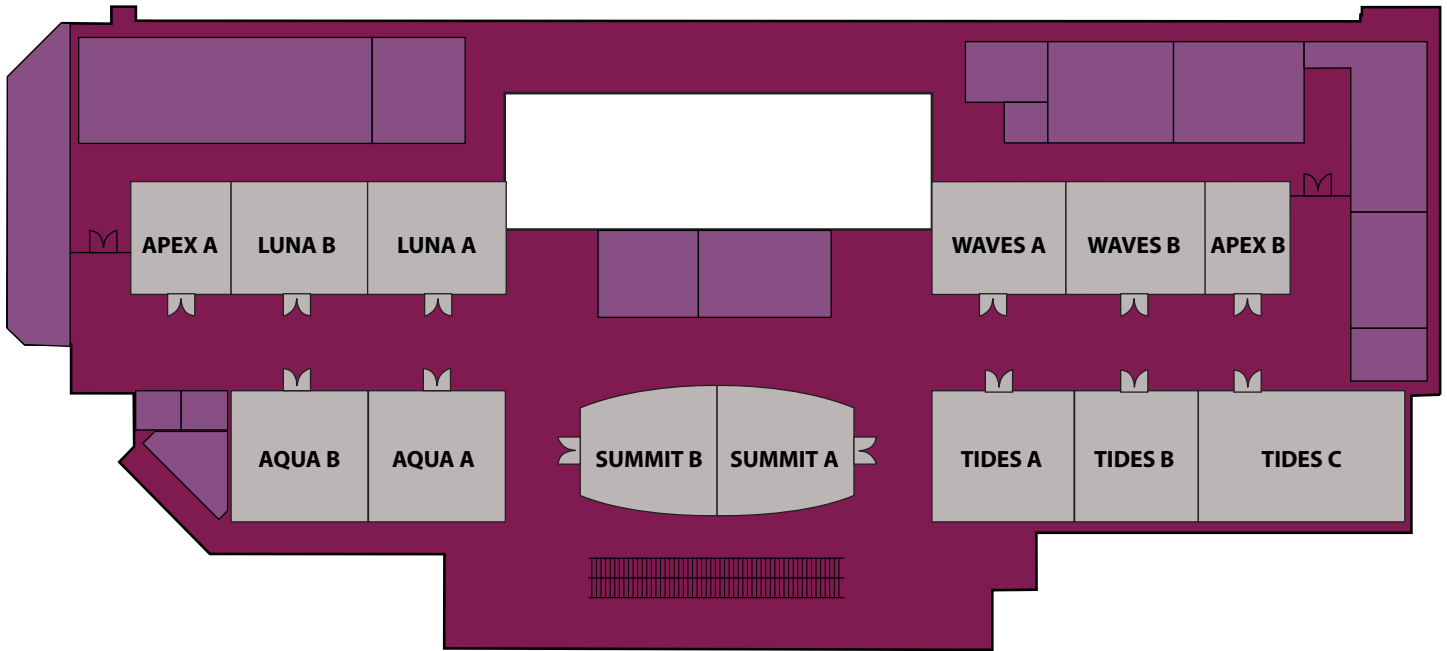


CAPACITIES & DIMENISONS

| CAPACITIES | Theater | Classroom | Conference | Hollow Square | | U-Shape | Reception* | Banquet Rounds |
|----------------------------|----------------|------------------|-------------------|----------------------|-----|----------------|-------------------|-----------------------|
| Theater | 1,000 | N/A | N/A | N/A | N/A | N/A | N/A | |
| Theater (front tiers only) | 373 | N/A | N/A | N/A | N/A | N/A | N/A | |
| Theater (back tiers only) | 627 | N/A | N/A | N/A | N/A | N/A | N/A | |

| DIMENSIONS | Sq. Feet | Sq. Meters | Dimensions (L x W) | Ceiling Height |
|----------------------------|-----------------|-------------------|---------------------------|-----------------------|
| Theater | 8,400 | 781 | 64'x91' | 28' Max |
| Theater (front tiers only) | N/A | N/A | 30'x91' | 28' Max |
| Theater (back tiers only) | N/A | N/A | 30'x91' | 28' Max |

The Water Club

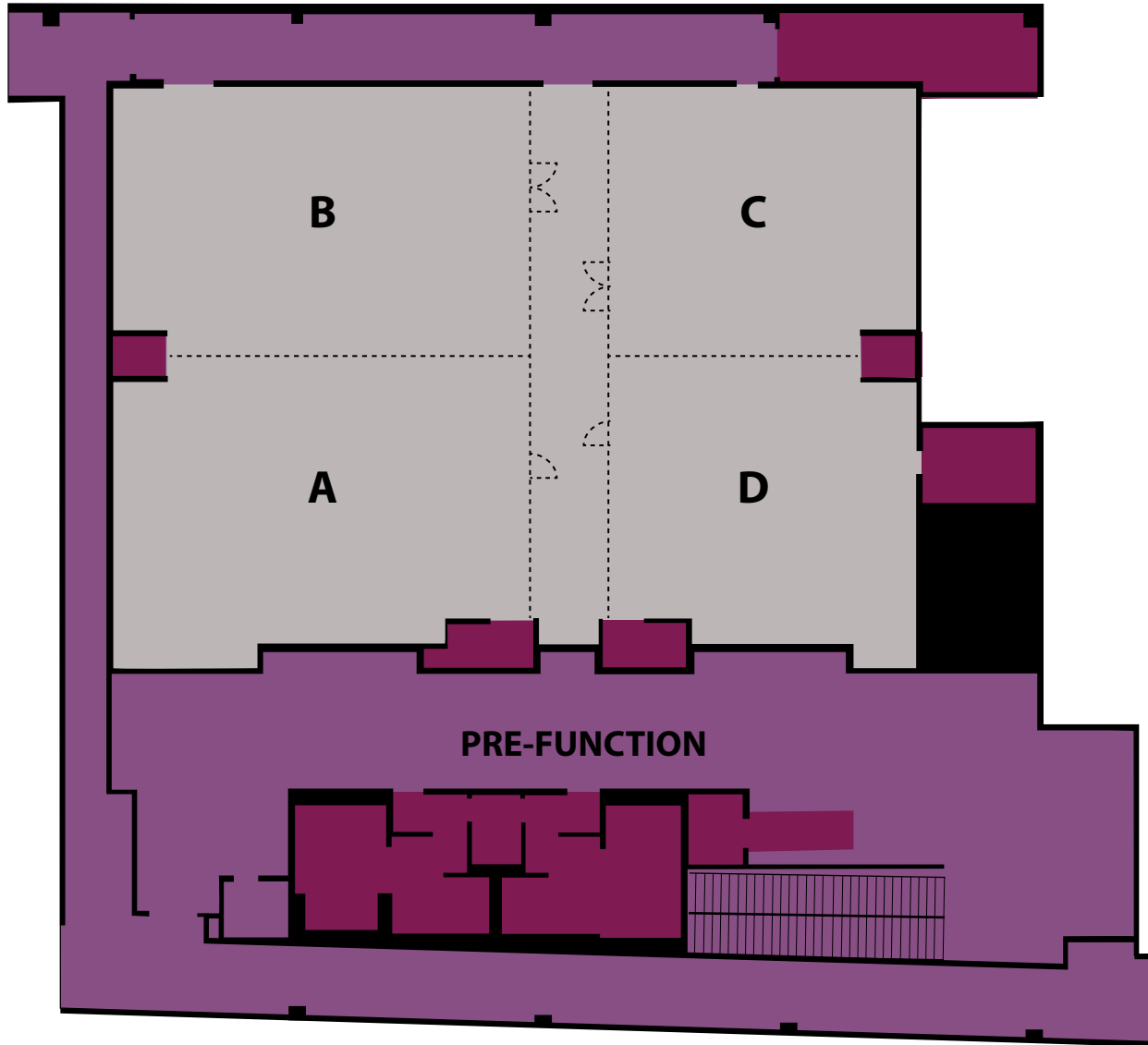


CAPACITIES & DIMENSIONS

| Venue Name | Theater | Classroom | Conference | Hollow Square | U-Shape | Reception | Banquet Rounds |
|----------------------------|---------|-----------|------------|---------------|---------|-----------|----------------|
| Apex Boardroom A | N/A | N/A | 12 | N/A | N/A | N/A | N/A |
| Apex Boardroom B | N/A | N/A | 12 | N/A | N/A | N/A | N/A |
| Summit Boardroom A | N/A | N/A | 18 | N/A | N/A | N/A | N/A |
| Summit Boardroom B | N/A | N/A | 18 | N/A | N/A | N/A | N/A |
| Aqua A | 88 | 49 | N/A | 31 | 25 | 89 | 55 |
| Aqua B | 89 | 49 | N/A | 31 | 25 | 89 | 55 |
| Aqua (Includes A + B) | 179 | 100 | N/A | 63 | 51 | 179 | 111 |
| Luna A | 74 | 41 | N/A | 26 | 21 | 74 | 46 |
| Luna B | 73 | 40 | N/A | 25 | 21 | 73 | 45 |
| Luna (Includes A + B) | 147 | 82 | N/A | 52 | 42 | 148 | 92 |
| Tides A | 93 | 52 | N/A | 33 | 27 | 94 | 58 |
| Tides B | 78 | 43 | N/A | 27 | 22 | 78 | 49 |
| Tides C | 136 | 76 | N/A | 48 | 39 | 136 | 85 |
| Tides A/B | 173 | 97 | N/A | 61 | 50 | 174 | 108 |
| Tides B/C | 215 | 120 | N/A | 76 | 62 | 216 | 134 |
| Tides (Includes A + B + C) | 310 | 173 | N/A | 109 | 89 | 311 | 194 |
| Waves A | 74 | 41 | N/A | 26 | 21 | 74 | 46 |
| Waves B | 73 | 40 | N/A | 25 | 21 | 73 | 45 |
| Waves (Includes A + B) | 147 | 82 | N/A | 52 | 42 | 148 | 92 |
| Prefunction Area | N/A | N/A | N/A | N/A | N/A | 344 | N/A |
| Living Room Lounge | N/A | N/A | N/A | N/A | N/A | 132 | N/A |
| Indoor Pool | N/A | N/A | N/A | N/A | N/A | 414 | N/A |
| Outdoor Spa Pool | N/A | N/A | N/A | N/A | N/A | 179 | N/A |
| Outdoor Curved Pool | N/A | N/A | N/A | N/A | N/A | 324 | N/A |
| Outdoor Spa & Curved Pool | N/A | N/A | N/A | N/A | N/A | 507 | N/A |

| DIMENSIONS | Sq. Feet | Sq. Meters | Dimensions (L x W) | Ceiling Height |
|----------------------------|----------|------------|--------------------|----------------|
| Apex Boardroom A | 435 | 40 | 23'-10" x 18'-4" | 9'-10" |
| Apex Boardroom B | 369 | 34 | 23'-10" x 15'-7" | 9'-10" |
| Summit Boardroom A | 678 | 62 | 27'-5" x 22'-10" | 10'-6" |
| Summit Boardroom B | 678 | 62 | 27'-5" x 22'-10" | 10'-6" |
| Aqua A | 848 | 78 | 29'-5" x 28'-11" | 9'-10" |
| Aqua B | 849 | 78 | 29'-6" x 28'-11" | 9'-10" |
| Aqua (Includes A + B) | 1,707 | 158 | 59'-3" x 23'-10" | 9'-10" |
| Luna A | 706 | 65 | 29'-9" x 23'-10" | 9'-10" |
| Luna B | 697 | 64 | 29'-6" x 23'-10" | 9'-10" |
| Luna (Includes A + B) | 1,911 | 130 | 59'-7" x 23'-10" | 9'-10" |
| Tides A | 896 | 83 | 31'-3" x 28'-10" | 9'-10" |
| Tides B | 749 | 69 | 26'-0" x 28'-10" | 9'-10" |
| Tides C | 1,298 | 120 | 45'-5" x 28'-10" | 9'-10" |
| Tides A/B | 1,655 | 153 | 57'-7" x 28'-10" | 9'-10" |
| Tides B/C | 2,057 | 190 | 71'-9" x 28'-10" | 9'-10" |
| Tides (Includes A + B + C) | 2,962 | 274 | 103'-4" x 28'-10" | 9'-10" |
| Waves A | 706 | 65 | 29'-9" x 23'-10" | 9'-10" |
| Waves B | 697 | 64 | 29'-6" x 23'-10" | 9'-10" |
| Waves (Includes A + B) | 1,411 | 130 | 59'-7" x 23'-10" | 9'-10" |
| Prefunction Area | 3,272 | 303 | 115'-8" x 22'-9" | 9'-10" |
| Living Room Lounge | 1,260 | 116 | 85'-5" x 17'-0" | 17'-0" |
| Indoor Pool | 3,939 | 365 | 103'-4" x 28'-10" | 34'-0" |
| Outdoor Spa Pool | 1,709 | 158 | 103'-4" x 28'-10" | N/A |
| Outdoor Curved Pool | 3,080 | 285 | 103'-4" x 28'-10" | N/A |
| Outdoor Spa & Curved Pool | 4,819 | 446 | 103'-4" x 28'-10" | N/A |

Central Conference Center - Upper Level

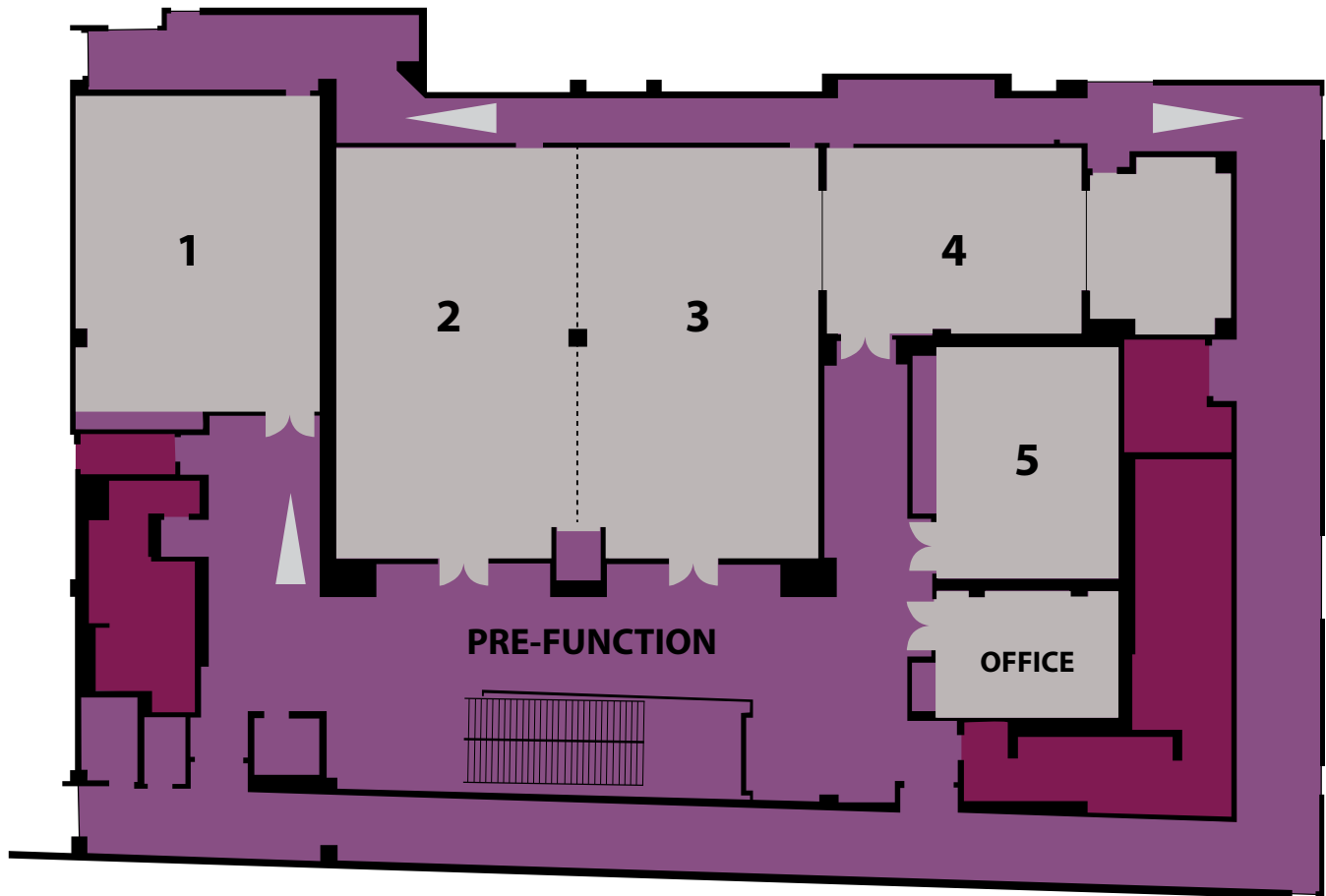


CAPACITIES & DIMENSIONS

| Room | Theater | Classroom | Hollow Square | U-Shape | Reception | Banquet Rounds | Creseent Rounds |
|---------------------|---------|-----------|---------------|---------|-----------|----------------|-----------------|
| A | 168 | 90 | 48 | 42 | 170 | 100 | 48 |
| B | 168 | 90 | 48 | 42 | 170 | 100 | 48 |
| C | 112 | 60 | 46 | 30 | 125 | 80 | 36 |
| D | 112 | 60 | 46 | 30 | 125 | 80 | 36 |
| Rooms A + B + C + D | 714 | 360 | | 600 | 400 | 400 | 252 |
| Rooms A + B | 345 | 174 | 72 | 60 | 340 | 170 | 102 |
| Rooms C + D | 246 | 120 | 60 | 54 | 250 | 140 | 84 |
| Pre-Function | | | | | 300 | | |

| Room | Square Feet | Dimensions (L x W) | Ceiling Height |
|---------------------|-------------|--------------------|----------------|
| A | 1730 | 51'x34' | 13' |
| B | 1730 | 51'x34' | 13' |
| C | 1280 | 37'x34' | 13' |
| D | 1280 | 37'x34' | 13' |
| Rooms A + B + C + D | 6500 | 97'x67' | 13' |
| Rooms A + B | 3460 | 51'x68' | 13' |
| Rooms C + D | 2560 | 38'x68' | 13' |
| Pre-Function | 2900 | | |

Central Conference Center - Lower Level



CAPACITIES & DIMENSIONS

| Room | Theater | Classroom | Conference | Hollow Square | U-Shape | Reception | Banquet Rounds | Crescent Rounds |
|--------------|---------|-----------|------------|---------------|---------|-----------|----------------|-----------------|
| 1 | 90 | 63 | 30 | 36 | 33 | 110 | 60 | 36 |
| 2 | 144 | 72 | 36 | 45 | 39 | 130 | 80 | 48 |
| 3 | 144 | 72 | 36 | 48 | 39 | 140 | 80 | 48 |
| 4 | 70 | 27 | 24 | 24 | 18 | 65 | 40 | 24 |
| 5 | | | | 16 | | | | |
| Pre-Function | | | | | | 100 | | |
| Rooms 2 + 3 | 286 | 144 | | 66 | 48 | 275 | 130 | 96 |

| Room | Square Feet | Dimensions (L x W) | Ceiling Height |
|--------------|-------------|--------------------|----------------|
| 1 | 1150 | 29'x37' | 9' |
| 2 | 1350 | 27'x49' | 9' |
| 3 | 1450 | 29'x49' | 9' |
| 4 | 1015 | 30'x22' | 9' |
| 5 | 670 | 15'x17' | 9' |
| Pre-Function | 2750 | | |
| Rooms 2 + 3 | 2800 | 56'x49' | 9' |