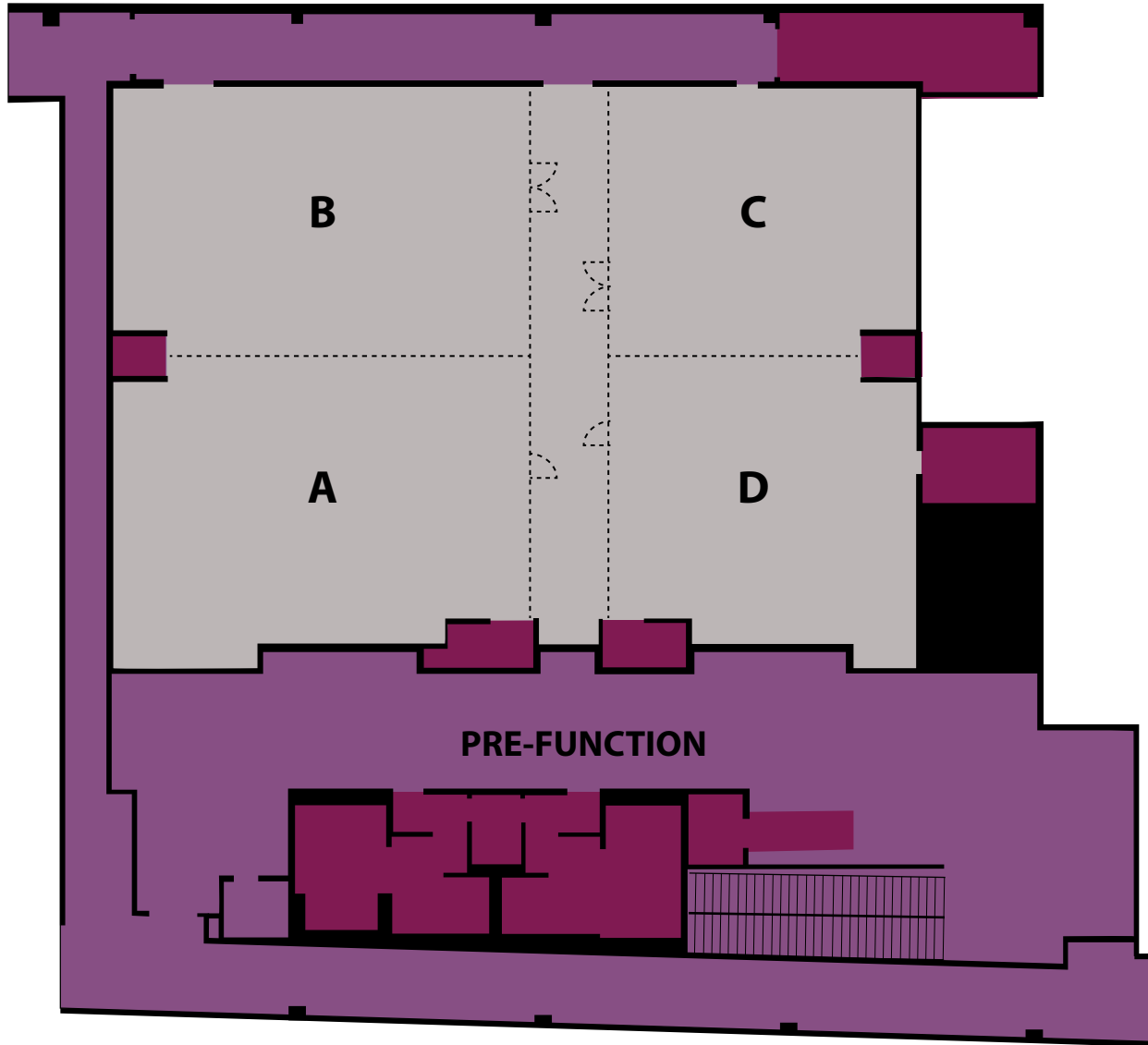


Central Conference Center - Upper Level

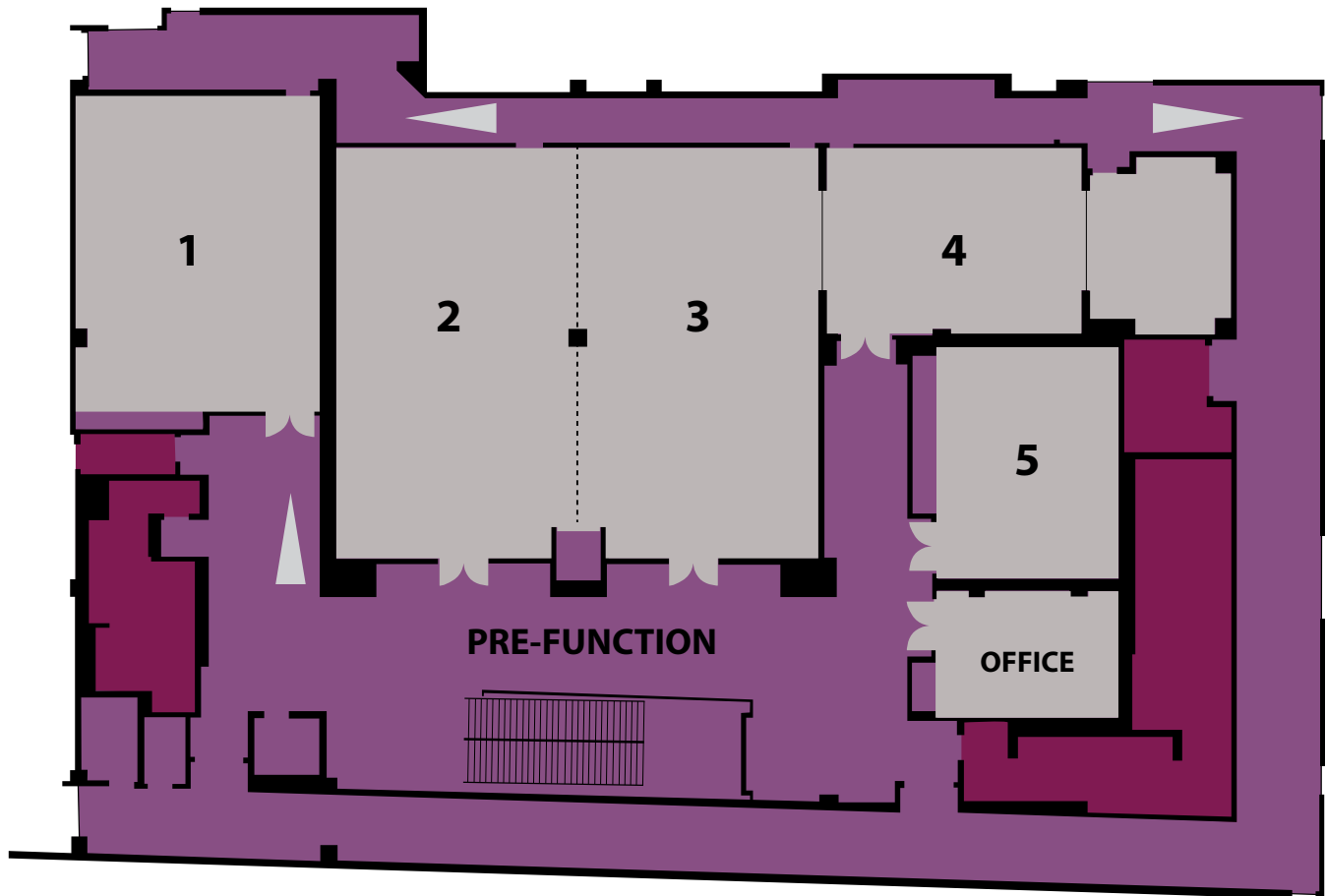


CAPACITIES & DIMENSIONS

Room	Theater	Classroom	Hollow Square	U-Shape	Reception	Banquet Rounds	Creseent Rounds
A	168	90	48	42	170	100	48
B	168	90	48	42	170	100	48
C	112	60	46	30	125	80	36
D	112	60	46	30	125	80	36
Rooms A + B + C + D	714	360		600	400	400	252
Rooms A + B	345	174	72	60	340	170	102
Rooms C + D	246	120	60	54	250	140	84
Pre-Function					300		

Room	Square Feet	Dimensions (L x W)	Ceiling Height
A	1730	51'x34'	13'
B	1730	51'x34'	13'
C	1280	37'x34'	13'
D	1280	37'x34'	13'
Rooms A + B + C + D	6500	97'x67'	13'
Rooms A + B	3460	51'x68'	13'
Rooms C + D	2560	38'x68'	13'
Pre-Function	2900		

Central Conference Center - Lower Level

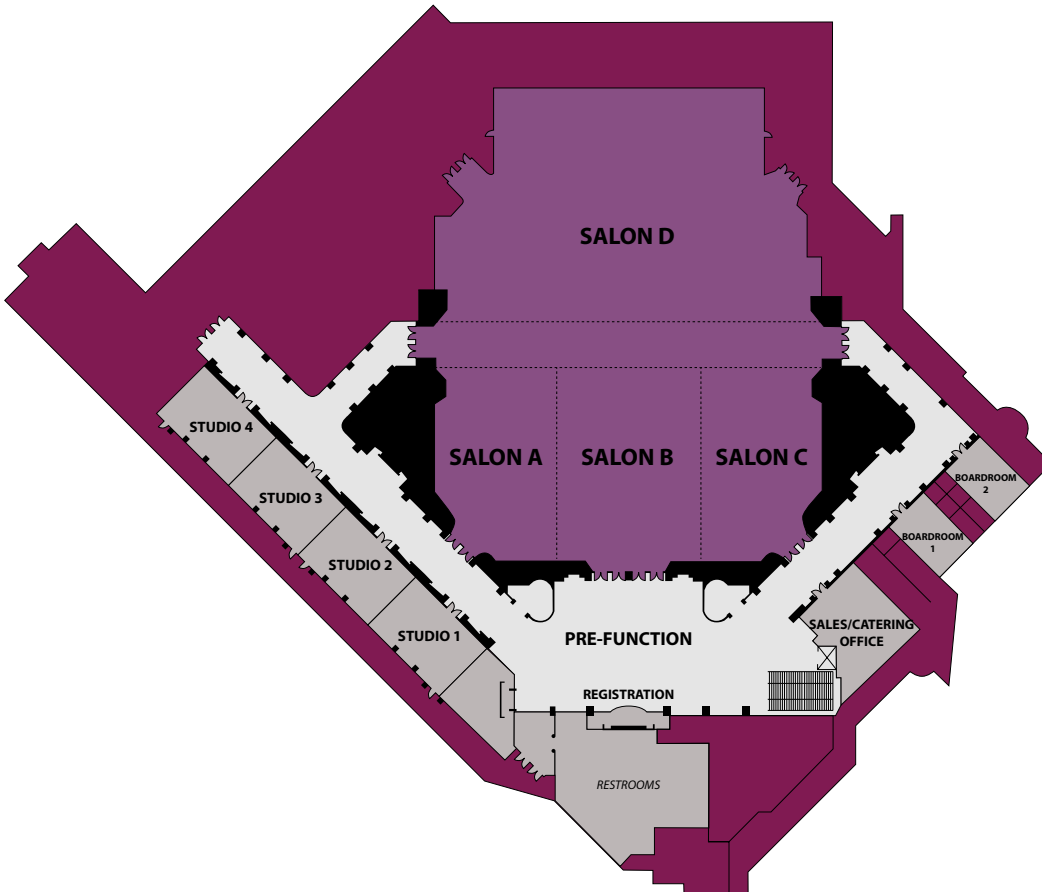


CAPACITIES & DIMENSIONS

Room	Theater	Classroom	Conference	Hollow Square	U-Shape	Reception	Banquet Rounds	Crescent Rounds
1	90	63	30	36	33	110	60	36
2	144	72	36	45	39	130	80	48
3	144	72	36	48	39	140	80	48
4	70	27	24	24	18	65	40	24
5			18					
Pre-Function						100		
Rooms 2 + 3	286	144		66	48	275	130	96

Room	Square Feet	Dimensions (L x W)	Ceiling Height
1	1150	29'x37'	9'
2	1350	27'x49'	9'
3	1450	29'x49'	9'
4	1015	30'x22'	9'
5	670	15'x17'	9'
Pre-Function	2750		
Rooms 2 + 3	2800	56'x49'	9'

Meeting Rooms & Boardrooms

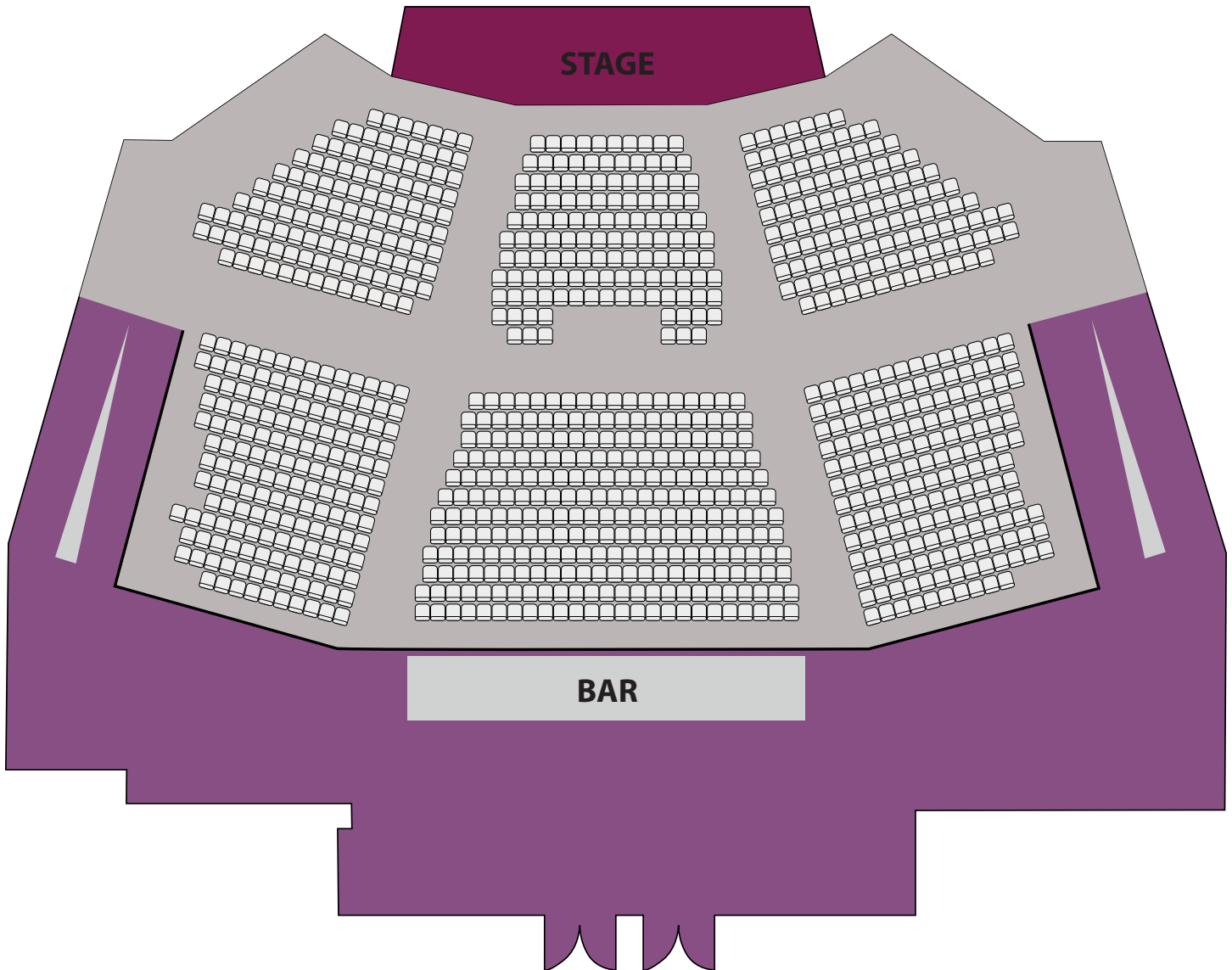


CAPACITIES & DIMENSIONS

CAPACITIES	Theater	Classroom	Conference	Hollow Square	U-Shape	Reception*	Banquet Rounds
Events Center	3,200	1,800	N/A	N/A	N/A	3,500	1,700
Borgata Ballroom	3,200	1,800	N/A	N/A	N/A	3,500	1,700
Salon D (w/ stage)	1,400	800	N/A	N/A	N/A	1,500	800
Salon D (w/out stage)	1,700	900	N/A	N/A	N/A	1,925	920
Grand Salon A+B+C	1,400	750	N/A	N/A	N/A	1,800	700
Salon A+B or B+C	700	500	N/A	N/A	N/A	1,200	500
Salon A or C	450	250	N/A	100	85	615	250
Salon B	400	270	N/A	100	85	572	250
Studio 1	100	65	30	50	40	100	60
Studio 2	100	65	30	50	40	100	60
Studio 3	100	65	30	50	40	100	60
Studio 4	100	65	30	50	40	100	60
Tower Studios 1-8	25	18	12	N/A	N/A	25	10
Boardroom 1	N/A	N/A	16	N/A	N/A	N/A	N/A
Boardroom 2	N/A	N/A	16	N/A	N/A	N/A	N/A

DIMENSIONS	Sq. Feet	Sq. Meters	Dimensions (L x W)	Ceiling Height	Remarks
Events Center	29,398	2,734	194'x151'	30'	w/ seating unit
Borgata Ballroom	26,343	2,450	174'x151'	30'	w/out seating unit
Salon D (w/ stage)	11,800	1,097	78'x151'	30'	w/ seating unit
Salon D (w/out stage)	13,495	1,255	89'x151'	30'	w/out seating unit
Grand Salon A+B+C	12,629	1,174	83'x152'	30'	N/A
Salon A+B or B+C	8,319	774	83'x100'	30'	N/A
Salon A or C	4,310	401	83'x52'	30'	N/A
Salon B	4,009	373	83'x48'	30'	N/A
Studio 1	1,260	117	43'x29'	12'-0" - 13'-6"	N/A
Studio 2	1,216	113	42'x29'	12'-0" - 13'-6"	N/A
Studio 3	1,216	113	42'x29'	12'-0" - 13'-6"	N/A
Studio 4	1,245	116	43'x29'	12'-0" - 13'-6"	N/A
Tower Studios 1 - 8	600	-	29'x21'	8'	N/A
Boardroom 1	630	59	31'x20'	10'-0" - 12'-6"	N/A
Boardroom 2	600	56	31'x19.5'	10'-0" - 12'-6"	N/A

Theatre

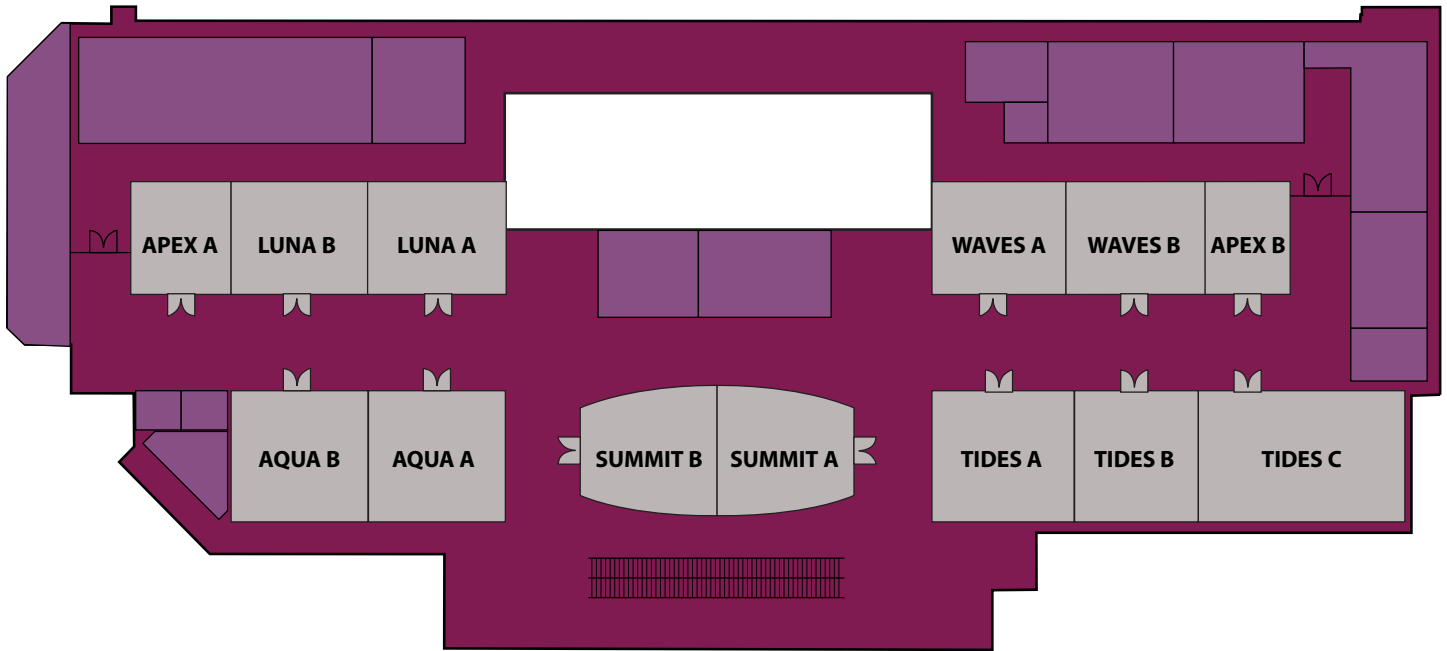


CAPACITIES & DIMENISONS

CAPACITIES	Theater	Classroom	Conference	Hollow Square		U-Shape	Reception*	Banquet Rounds
Theater	1,000	N/A	N/A	N/A	N/A	N/A	N/A	
Theater (front tiers only)	373	N/A	N/A	N/A	N/A	N/A	N/A	
Theater (back tiers only)	627	N/A	N/A	N/A	N/A	N/A	N/A	

DIMENSIONS	Sq. Feet	Sq. Meters	Dimensions (L x W)	Ceiling Height
Theater	8,400	781	64'x91'	28' Max
Theater (front tiers only)	N/A	N/A	30'x91'	28' Max
Theater (back tiers only)	N/A	N/A	30'x91'	28' Max

The Water Club



CAPACITIES & DIMENSIONS

Venue Name	Theater	Classroom	Conference	Hollow Square	U-Shape	Reception	Banquet Rounds
Apex Boardroom A	N/A	N/A	12	N/A	N/A	N/A	N/A
Apex Boardroom B	N/A	N/A	12	N/A	N/A	N/A	N/A
Summit Boardroom A	N/A	N/A	18	N/A	N/A	N/A	N/A
Summit Boardroom B	N/A	N/A	18	N/A	N/A	N/A	N/A
Aqua A	88	49	N/A	31	25	89	55
Aqua B	89	49	N/A	31	25	89	55
Aqua (Includes A + B)	179	100	N/A	63	51	179	111
Luna A	74	41	N/A	26	21	74	46
Luna B	73	40	N/A	25	21	73	45
Luna (Includes A + B)	147	82	N/A	52	42	148	92
Tides A	93	52	N/A	33	27	94	58
Tides B	78	43	N/A	27	22	78	49
Tides C	136	76	N/A	48	39	136	85
Tides A/B	173	97	N/A	61	50	174	108
Tides B/C	215	120	N/A	76	62	216	134
Tides (Includes A + B + C)	310	173	N/A	109	89	311	194
Waves A	74	41	N/A	26	21	74	46
Waves B	73	40	N/A	25	21	73	45
Waves (Includes A + B)	147	82	N/A	52	42	148	92
Prefunction Area	N/A	N/A	N/A	N/A	N/A	344	N/A
Living Room Lounge	N/A	N/A	N/A	N/A	N/A	132	N/A
Indoor Pool	N/A	N/A	N/A	N/A	N/A	414	N/A
Outdoor Spa Pool	N/A	N/A	N/A	N/A	N/A	179	N/A
Outdoor Curved Pool	N/A	N/A	N/A	N/A	N/A	324	N/A
Outdoor Spa & Curved Pool	N/A	N/A	N/A	N/A	N/A	507	N/A

DIMENSIONS	Sq. Feet	Sq. Meters	Dimensions (L x W)	Ceiling Height
Apex Boardroom A	435	40	23'-10" x 18'-4"	9'-10"
Apex Boardroom B	369	34	23'-10" x 15'-7"	9'-10"
Summit Boardroom A	678	62	27'-5" x 22'-10"	10'-6"
Summit Boardroom B	678	62	27'-5" x 22'-10"	10'-6"
Aqua A	848	78	29'-5" x 28'-11"	9'-10"
Aqua B	849	78	29'-6" x 28'-11"	9'-10"
Aqua (Includes A + B)	1,707	158	59'-3" x 23'-10"	9'-10"
Luna A	706	65	29'-9" x 23'-10"	9'-10"
Luna B	697	64	29'-6" x 23'-10"	9'-10"
Luna (Includes A + B)	1,911	130	59'-7" x 23'-10"	9'-10"
Tides A	896	83	31'-3" x 28'-10"	9'-10"
Tides B	749	69	26'-0" x 28'-10"	9'-10"
Tides C	1,298	120	45'-5" x 28'-10"	9'-10"
Tides A/B	1,655	153	57'-7" x 28'-10"	9'-10"
Tides B/C	2,057	190	71'-9" x 28'-10"	9'-10"
Tides (Includes A + B + C)	2,962	274	103'-4" x 28'-10"	9'-10"
Waves A	706	65	29'-9" x 23'-10"	9'-10"
Waves B	697	64	29'-6" x 23'-10"	9'-10"
Waves (Includes A + B)	1,411	130	59'-7" x 23'-10"	9'-10"
Prefunction Area	3,272	303	115'-8" x 22'-9"	9'-10"
Living Room Lounge	1,260	116	85'-5" x 17'-0"	17'-0"
Indoor Pool	3,939	365	103'-4" x 28'-10"	34'-0"
Outdoor Spa Pool	1,709	158	103'-4" x 28'-10"	N/A
Outdoor Curved Pool	3,080	285	103'-4" x 28'-10"	N/A
Outdoor Spa & Curved Pool	4,819	446	103'-4" x 28'-10"	N/A